

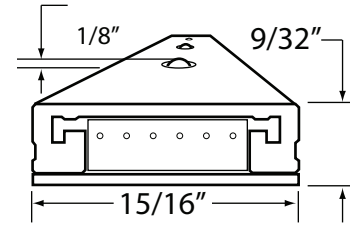
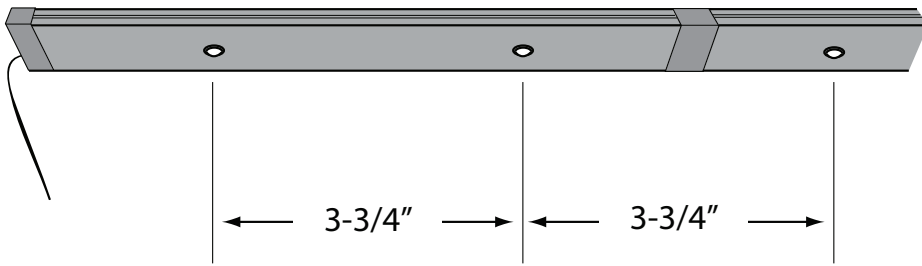
LED RULER

The LED Ruler's sleek design and ultra thin profile fits in the smallest of spaces, yet provides an abundance of white 3100° Kelvin light. Durable, attractive and seamless in performance, this accent and task light is available in a satin brushed finish and four multi purpose lengths. The LED Ruler offers a long 60,000 hour maintenance free life while emitting no harmful ultraviolet light. It operates cool, installs quickly and easily and there are no lamps to replace.



FEATURES

- High light output with low energy consumption
- Bright white 3100°K LED light with a sleek, ultra-slim design!
- Long life LEDs (up to 60,000 hours)
- Four conveniently sized units that can be interconnected to create custom lengths
- Durable and attractive brushed satin finish
- Easy installation – no lamps to install
- LED Rulers interconnect end-to-end maintaining precise LED spacing



Note: Rulers can be interconnected with inline connectors that are included with each fixture while maintaining precise LED spacing.



TECHNICAL SPECIFICATIONS

Voltage	350mA, 50/60Hz operation
Construction	Heavy-gauge, extruded aluminum with plastic molex end sockets
Dimensions	H = 9/32", W = 15/16", available Lengths = 7-1/8", 10-7/8", 14-5/8" and 18-3/8"
Lead wires	LRL-CONKIT has an eight foot lead wire, 24AWG with bare ends
Switching	Use a switched outlet on the primary side of the hardwire driver for On/Off control
Wattages	LRL-2 = 2.5 watts, LRL-3 = 3.75 watts, LRL-4 = 5 watts and LRL-5 = 6.25 watts
Power cord	None, field install power supply cord (18AWG or better) to primary side of hardwire driver as required
Maximum run	18 watts
Linking	Use included butt connector for end-to-end linking; see ACCESSORIES on page 13 for additional linking accessories
Packaging	White box with label
LED specs	60,000 hour rated life, 350mA, high power (1 watt) LEDs, 3100°K, 85 CRI, 110° beam angle
Dimmers	Dimmable with most standard incandescent dimmers only when powered by LED-DR36-350D
Diffuser	Clear silicone LED cover

350

DC



P/H



LED RULER

INSTALLATION EXAMPLES

Figure 1

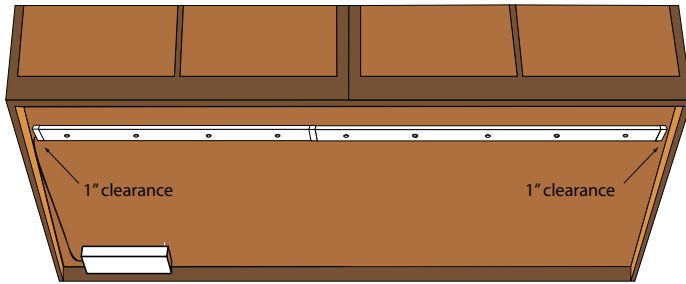
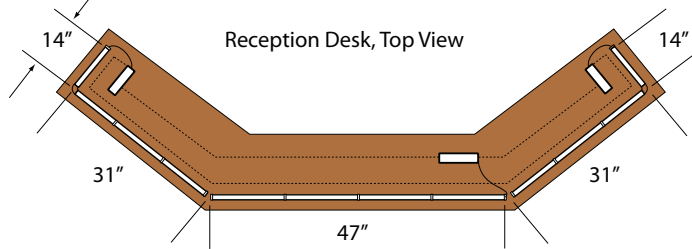
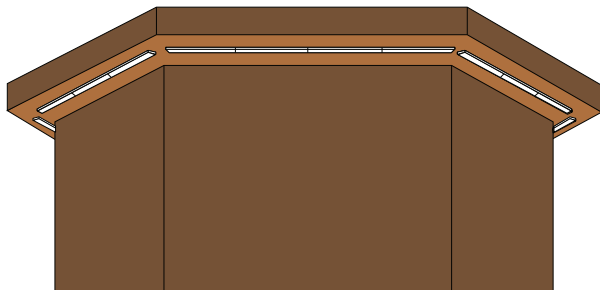


Figure 2



Reception Desk, Front View



BILL OF MATERIALS

- Determine length(s) in inches of area(s) to be lighted
- Use "LED RULER SIZING CHART" below to find required number of LEDs for area to be lighted
- Select a combination of sizes and quantities to equal this number
- For plug-in installations, order one LED-DR10-350PI for each run up to 10 watts
- Order one LED-DR12-350 for each run up to 12 watts
- Order one LED-DR18-350 for each run up to 17.5 watts
- Order one LED-DR36-350D for each run up to 35 watts and/or for dimming
- Order one RULER-CONKIT for each run
- Order jumpers and/or 90°s as needed

! Do not exceed the capacity of the driver in any single run.

Bill of materials for cabinet at left (see Figure 1):

- (1) LED-DR12-350
- (1) RULER-CONKIT
- (1) RULER-4
- (1) RULER-5

Bill of materials for reception desk at left (see Figure 2):

- (3) LED-DR18-350
- (3) RULER-CONKIT
- (10) RULER-4
- (2) RULER-2
- (2) RULER-90

LED RULER SIZING CHART

Minimum Length	Maximum Length	Number of LEDs	Wattage
8"	11-1/2"	2	2.50
11-5/8"	15-1/4"	3	3.75
15-3/8"	19"	4	5.00
19-1/8"	22-3/4"	5	6.25
22-7/8"	26-1/2"	6	7.50
26-5/8"	30-1/4"	7	8.75
30-3/8"	34"	8	10.00
34-1/8"	37-3/4"	9	11.25
37-7/8"	41-1/2"	10	12.50
41-5/8"	45-1/4"	11	13.75
45-3/8"	49"	12	15.00
49-1/8"	52-3/4"	13	16.25
52-7/8"	56-1/2"	14	17.50

ORDERING INFORMATION

PRODUCT

RULER	<input type="text"/>
LED Ruler	2 = 7-1/8" Ruler with 2 LEDs 3 = 10-7/8" Ruler with 3 LEDs 4 = 14-5/8" Ruler with 4 LEDs 5 = 18-3/8" Ruler with 5 LEDs

REQUIRED


RULER-CONKIT	
LED	<input type="text"/>
Power Supply	DR36-350D DR18-350 DR12-350 DR10-350PI

OPTIONAL

RULER	<input type="text"/>
Linking Accessories	EX6 EX12 EX36 90
TL-CONBLK2	
FSL-BOX	

Note: Each LED Ruler includes two clear mounting clips with screws and an inline butt connector for linking multiple Rulers together.

ACCESSORIES

-		RULER-CONKIT	Power connector kit for LED Ruler; includes attached pin connector, eight foot black lead wire and end cap required for each run
pg 121		LED-DR36-350D	Dimmable hardware driver, 10"L x 3-1/8"W x 3"H Constant current, 350mA, 1-36 watts (two 18 watt circuits) stainless steel enclosure with 1/2" knockouts, UL Listed
pg 121		LED-DR18-350	Hardware constant current (350mA) LED driver, Class 2, 1-18 watts, 6"L x 2-5/8"W x 1-3/16"H c/UR/us Recognized
pg 121		LED-DR12-350	Hardware constant current (350mA) LED driver, Class 2, 1-12 watts, 6-5/8"L x 1-1/2"W x 1-3/16"H c/UR/us Recognized
pg 121		LED-DR10-350PI	Plug-in constant current (350mA), LED driver 1-10 watts, 3-7/8"L x 1-3/8"W x 2-3/16"H (with plug) c/UL/us Listed
-		RULER-EX6 RULER-EX12 RULER-EX36	Jumper cables for LED Ruler. Includes attached power connectors 6", 12" or 36" length, black cord
-		RULER-90	90-degree connector for corners with pin connectors attached at each end
-		FSL-BOX	Junction box for housing connector block (TL-CONBLK2) for use with LED-DR10-350PI 2-3/16"L x 1-7/8"W x 15/16"H
-		TL-CONBLK2	Connector block for use with LED-DR10-350PI 13/16" L x 13/16" W x 11/16" H